




KLINGERSIL C-4408

- Synthetic Fiber
- Nitrile Binder
- High Temperature & Stress
- Fluctuating Temperatures & Pressures
- Vibration
- Low Carbon Steel Woven Mesh Insert

Typical values refer to 1/16" material unless otherwise specified.

See graphs for temperature & pressure limits



[Download](#)

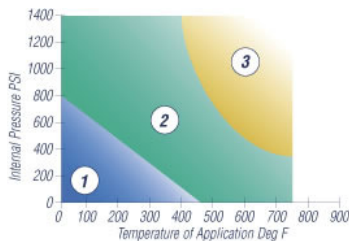
[Safety Data Sheet](#)

Creep Relaxation ASTM F38B (1/32")	20%
Compressibility ASTM F36J	8%
Recovery ASTM F36J	50% minimum
Klinger Hot Compression Test	
Thickness Decrease 73°F (23°C)	10% initial
Thickness Decrease 572°F (300°C)	22% additional
Weight Increase	
ASTM F146 after immersion in Fuel B 5h/73°F (23°C)	10% minimum
Thickness Increase	
ASTM F146 after immersion in ASTM Oil 1, 5h/300°F (149°C)	0-5%
ASTM Oil IRM903, 5h/300°F (149°C)	0-5%
ASTM Fuel A, 5h/73°F (23°C)	0-5%
ASTM Fuel B, 5h/73°F (23°C)	0-5%
Dielectric Strength	
ASTM D149-95a	n/a
ASTM F104 Line Call Out	F712112B3E11M6
Leachable Chloride Content	
FSA Method (Typical)	n/a
Density ASTM F1315	119 lb/ft ³ (1.9 g/cc)
Color (Top/Bottom)	Black
Density ASTM F1315	112 lb/ft ³ (1.8 g/cc)
Color (Top/Bottom)	Green

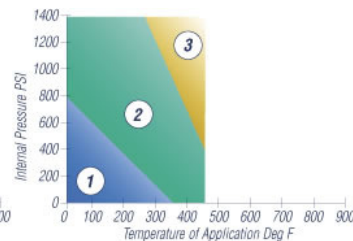
Pressure & Temperature Graphs

Material Thickness: 1/16"

Liquids



Gases & Steam



The pressure/temperature graphs shown are the most current method of determining the suitability of a gasket material in a known environment. Use the pressure and temperature graphs to select the most suitable material for your application.

- 1. In area one, the gasket material is suitable using common installation practices subject to chemical compatibility.
- 2. In area two, appropriate measures are necessary for installation of the gasket to ensure maximum performance. Please call or refer to the KLINGER® expert software system for assistance.

- 3. In area three, do not install gaskets in these applications without first referring to the KLINGER® expert software system or contacting Thermo Seal Inc.'s technical support service

These graphs were developed from testing Klinger materials. Do not use them for competitors' materials since non-asbestos gasketing materials do not have service equivalents.

Use: The limitations of use, as shown in the graphs, are for guidance only, and are based on 1/16" thick material. The limitations of use decrease significantly as gasket thickness increases. Do not use a thicker gasket material or "double gaskets" to solve a gasket problem without first consulting the manufacturer. The ability of a gasket material to make and maintain a seal depends not only on the quality of the gasket material, but also on medium being sealed, the flange design, the amount of pressure applied to the gasket by the bolts and how the gasket is assembled into the flanges and tightened. **Thermo Seal engineers can advise on gasket selection and installation based on specified operating conditions. If you are in any doubt, fax us at 937.498.4911 or phone us at 937.498.2222.**

For Additional Information Call Toll Free 1.800.990.7325 or email info@thermo Sealinc.com

Thermo Seal Inc. 2350 Campbell Rd., Sidney, Ohio 45365 United States, Tel: (937) 498-2222, Fax: (937) 498-4911
www.thermo Sealinc.com, email: info@thermo Sealinc.com
